


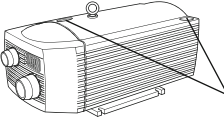


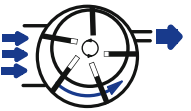





**BETRIEBSANLEITUNG
OPERATING INSTRUCTIONS
INSTRUCCIONES DE SERVICE
ISTRUZIONI D'USO
HANDLEIDING
INSTRUCCIONES PARA EL MANEJO
MANUAL DE INSTRUÇÕES
NAUDOJIMOSI INSTRUKCIJA
KASUTUSJUHEND
LIETOŠANAS INSTRUKCIJA
DRIFTSINSTRUKS
DRIFTSINSTRUKTIONER
DRIFTSVEJLEDNING
INSTRUKCJA OBSŁUGI**

**KEZELÉSI ÚTMUTATÓ
NÁVOD K OBSLUZE
NAVODILO ZA UPORABO
NÁVOD NA OBSLUHU
UPUTE ZA RAD
MANUAL DE OPERATII
TREORACHA OIBRIÚCHÁIN
ΟΔΗΓΙΕΣ ΧΡΗΣΗΣ
EL KITABI
ИНСТРУКЦИИ ЗА ЕКСПЛОАТАЦИЯ
ИНСТРУКЦИЯ ПО ЕКСПЛОАТАЦИИ
取扱説明書
사용설명서
使用说明书**



T 4.40DSK









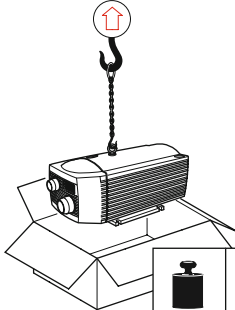
MAKE IT BECKER.






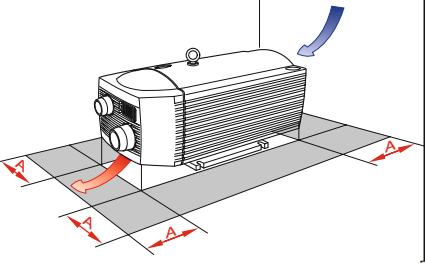
 	
	
	
	
	
	

1

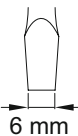
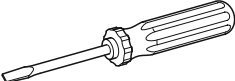

<p>MAX. PRESSURE</p> <p>MAX. VACUUM</p>		<p>mbar</p>
	<p>MAX.</p>	
<p>L_{PA})))</p> <p>DIN EN ISO 11203 Accuracy Class 2 K_{PA} = 3 dB(A) l=1m</p>	<p>Standard</p> <p>L_{PA} = 68/70 dB(A) [50/60Hz]</p> <p>T 4.40DSK-34</p> <p>L_{PA} = 72/74 dB(A) [50/60Hz]</p>	<p>2</p>

			
			
			
			<p>46,0 kg 101,5 lbs</p>

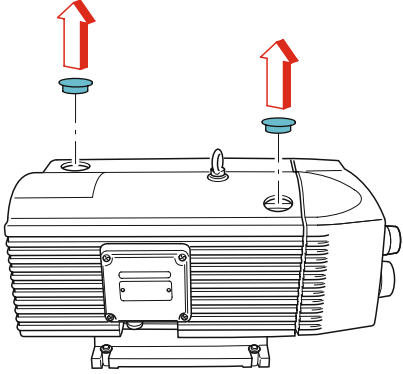
3

<p>A > 100mm A > 4"</p>	 <p>> 5°C/41°F < 45°C/113°F</p>	 <p>max. 90%</p>	 <p>max. 800m</p>
			

4

 <p>6 mm</p>
 <p>5 mm</p>
 <p>T 20</p>

5


--

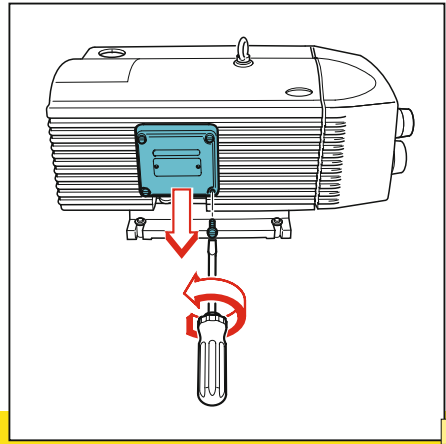
6

i+ MOTOR-PROTECTION = SERVICE FACTOR X RATED CURRENT

50Hz	60Hz
XXX / 200X V	XXX / 200X V
002 / 002 A	002 / 002 A

CF 1,XX

7



8

i+

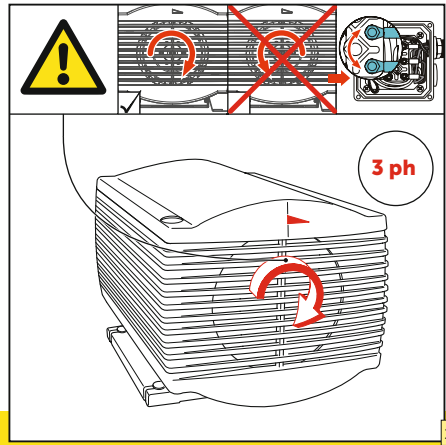
3 ph

L2 L1 L3
U1 V1 W1

M 3~

ON (I) - 1 2 MAX 10x/h
OFF (0) -

9



10

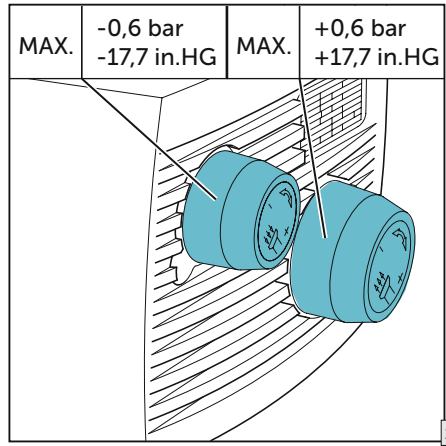
+p 0 2 10 [m]

3/4" 1" + 2x

PRESSURE **VACUUM**

Diagram showing a motor with two ports: a pressure port (3/4") and a vacuum port (1" + 2x). Red arrows indicate the direction of flow. A warning icon shows a person being struck by lightning.

11



12

Maintenance




n=0min⁻¹

2-3 Min



13

14

3x	A <input checked="" type="checkbox"/>	6.2Nm
2x	- <input type="checkbox"/>	2Nm

15

CLEANING INTERVAL

40h

200h

EN149 - FFP3
42 CFR 84 - N100


16

F1:	D: 64 mm
	H: 70 mm
	No.: 90950500000
F2:	D: 64 mm
	H: 60 mm
	No.: 90952900000
F3:	D: 38 mm
	H: 38 mm
	No.: 90951800000

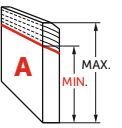
EN149 - FFP3
42 CFR 84 - N100

17


18



3000 h




Standard
 $A_{\text{MIN}} = 28\text{mm}$
T4.40DSK-34
 $A_{\text{MIN}} = 31\text{mm}$
 $A_{\text{H}} < A_{\text{MIN}}$




→ No. 90135200007 (SET)

19



20



www.becker-international.com

21



WWW.BECKER-INTERNATIONAL-SHOP.COM

Gebr. Becker GmbH
 Hoelker Feld 29-31
 42279 WUPPERTAL
 GERMANY
info@becker-international.com
www.becker-international.com

 **BECKER**



MAKE IT BECKER.

28100027603 | 2021-10-21 | All rights reserved