

DATA SHEET

SV 200/2

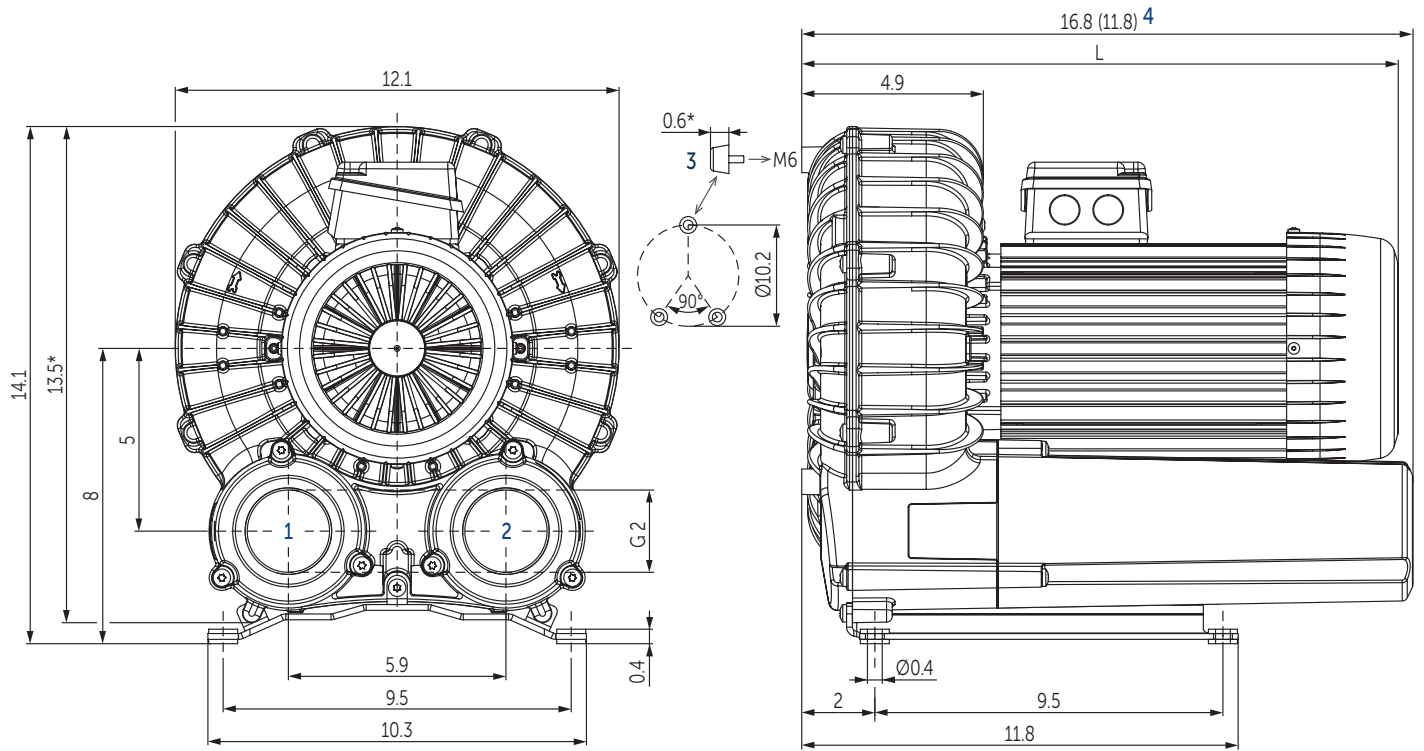
SIDE CHANNEL VACUUM PUMPS

double stage

air-cooled

MAKE IT BECKER.





- 1 Vacuum connection (G2)
- 2 Pressure connection (G2)
- 3 Optional vibration dampers (rubber buffer) for vertical installation
- 4 Optional with shorter silencers
- * Device dimensions without pedestal under the silencer, with rubber buffers on the enclosure cover
- The motor illustration may vary
- Dimensions in inch

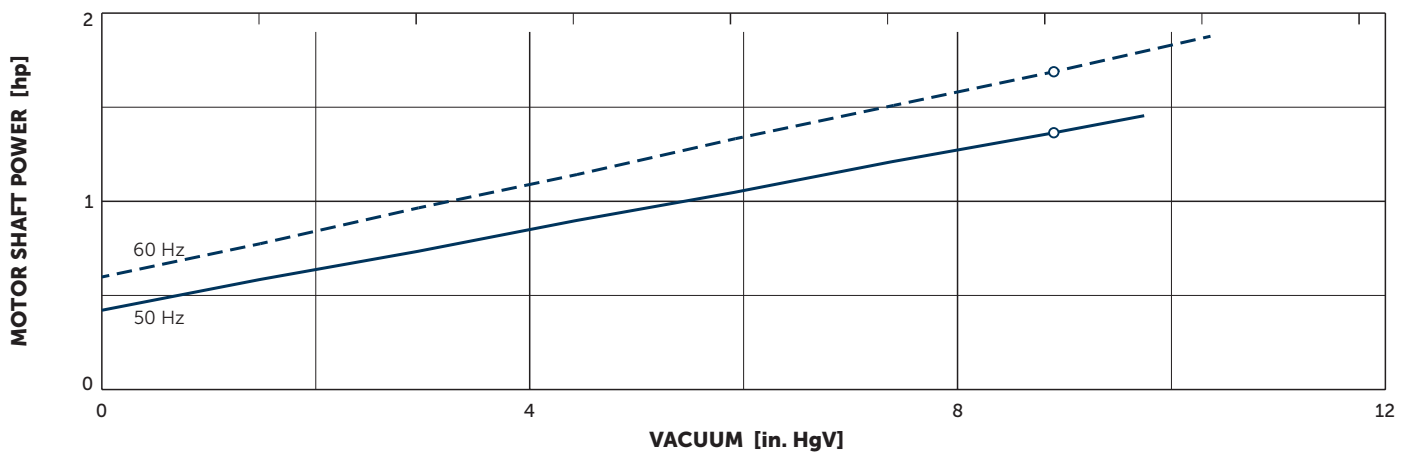
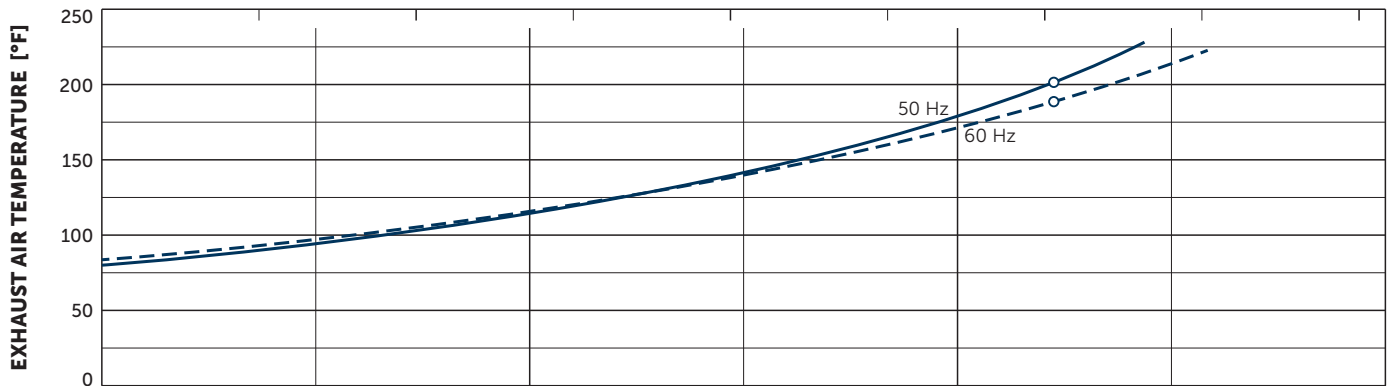
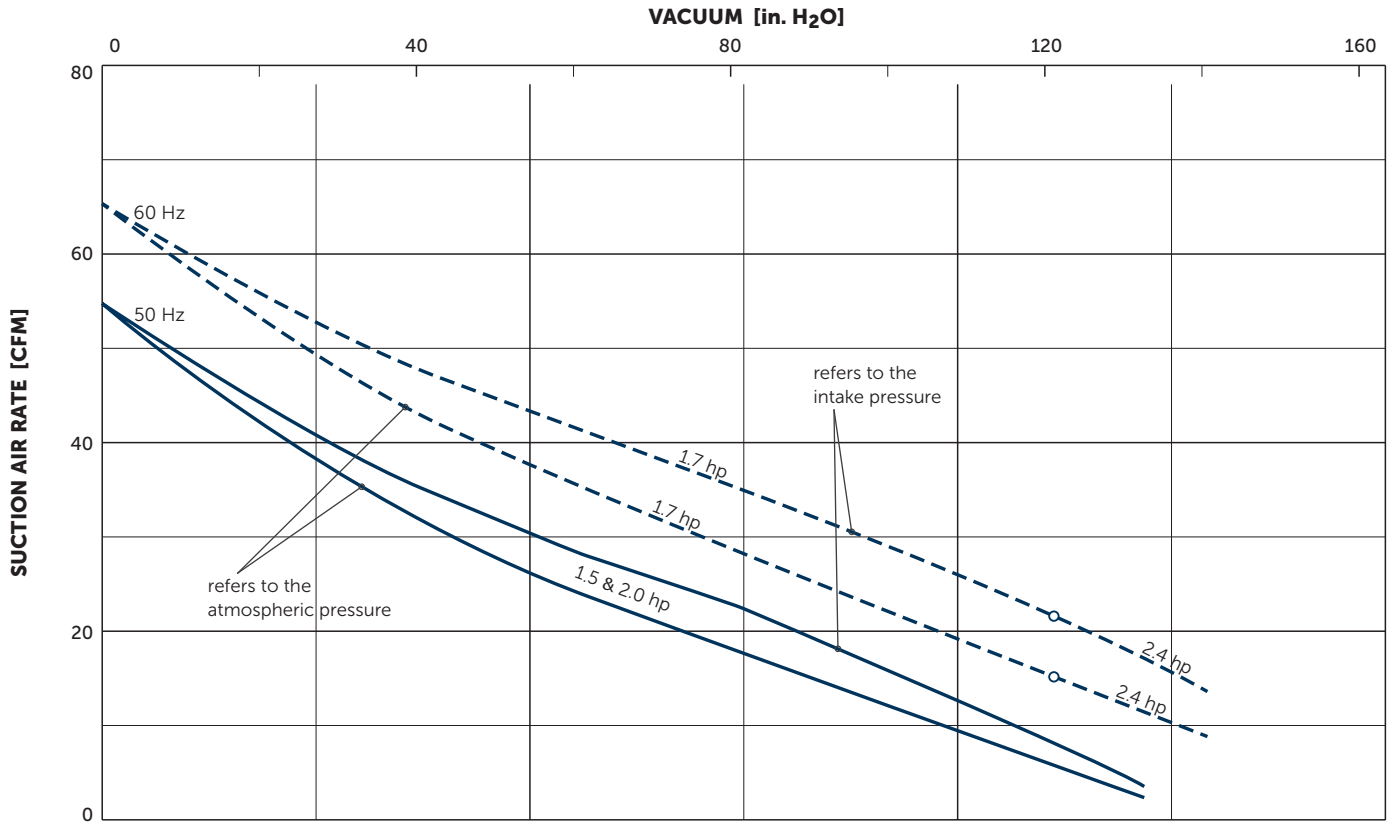
Suction air rate		Vacuum				Motors		Emission sound pressure level ¹⁾		Weight with motor
CFM		in. H ₂ O		in. HgV		hp		dB(A)		lbs
50 Hz	60 Hz	50 Hz	60 Hz	50 Hz	60 Hz	50 Hz	60 Hz	50 Hz	60 Hz	
52	64	132.7	120.6	9.7	8.9	1.5	1.7	63.7 (92.4 in. H ₂ O)	68.4 (98.5 in. H ₂ O)	56.5
52	64	132.7	140.7	9.7	10.3	2.0	2.4	63.7 (92.4 in. H ₂ O)	68.4 (98.5 in. H ₂ O)	63.0

¹⁾ According to DIN EN ISO 11203, accuracy class of measurement: class 2, extended measurement uncertainty: 3 dB 39.4 inch distance, at medium load, both connection sides piped

3~ Motors											L	
#	50 Hz				60 Hz				Version	inch		
	hp	V	rpm	A	hp	V	rpm	A				
01	1.5	Δ230/Y400	IE3	2870	4.3/2.5	1.7	Δ265/Y460 Δ230/Y400	IE3	3460 3395	4.3/2.5 4.7/2.7	UL • CSA IP55 • ISO F • bimetal	15.4
02						1.7	YY230/Y460 YY208/Y –	IE3 –	3465 3430	4.8/2.4 5.05/ –	UL(E235514) • CSA • CC329B IP55 • ISO F • bimetal	16.8
03	1.5	Δ200/Y350	IE3	2875	5.0/2.9	1.7	Δ220/Y380–400 Δ200/Y350	IE3	3462 3405	5.0/2.9–3.0 5.2/3.0	IP55 • ISO F • bimetal	15.4
04	2.0	Δ230/Y400	IE3	2900	6.6/3.8	2.4	Δ265/Y460 Δ230/Y400	IE3	3490 3450	6.4/3.7 6.5/3.8	UL • CSA IP55 • ISO F • bimetal	17.0
05						2.4	YY230/Y460 YY208/Y –	IE3	3490 3470	6.9/3.45 6.85/ –	UL(E235514) • CSA • CC329B IP55 • ISO F • bimetal	16.8
06	2.0	Δ200/Y350	IE3	2905	7.4/4.3	2.4	Δ220/Y380–400 Δ200/Y350	IE3	3480 3450	7.2/4.3–4.2 7.2/4.2	IP55 • ISO F • bimetal	17.0

1~ Motors											L	
#	50 Hz				60 Hz				Version	inch		
	hp	V	rpm	A	hp	V	rpm	A				
01	1.1	230 ±10%		2855	6.7	1.3	230 ±10%		3375	7.9	UL • CSA IP55 • ISO F • bimetal	15.4
02	1.5	230 ±10%		2860	8.9	1.8	230 ±10%		3350	11.0	UL • CSA IP55 • ISO F • bimetal	17.0

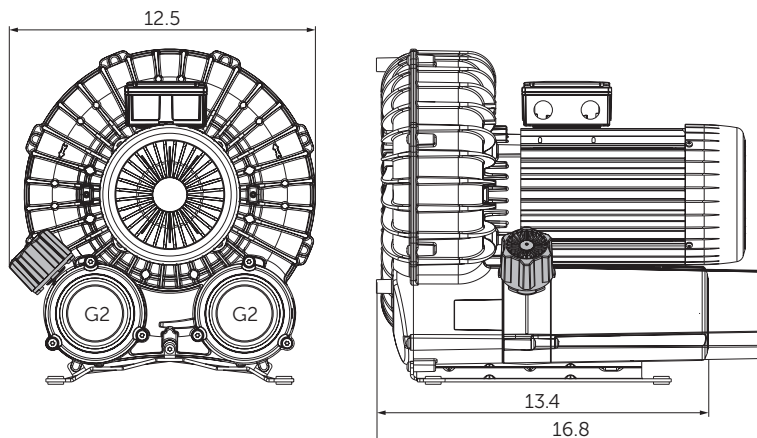
- Current consumption and rotation speed may vary. Tolerance in each case -1.5/+2%



Reference data (atmosphere): 0 in. HgV, 68°F; Tolerance: ±10%
 Temperature: Inlet air 32°F ... 104°F, Ambient air 3~14°F ... 104°F, Ambient air 1~59°F ... 104°F

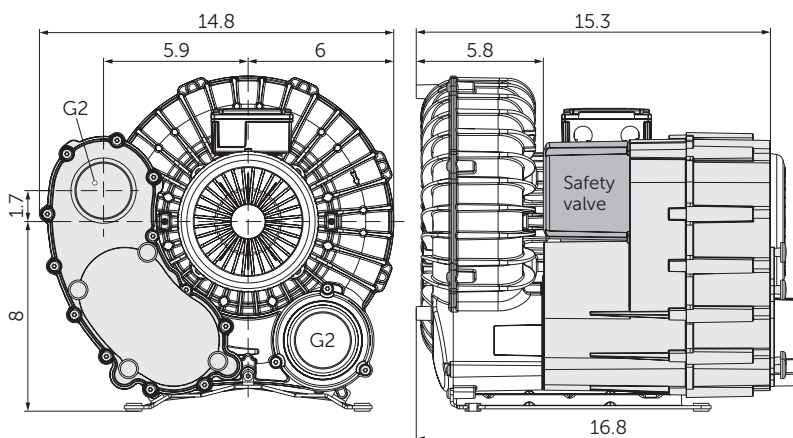
+ VARIANTS AND ACCESSORIES

VACUUM SAFETY VALVE



SUCTION FILTER

- Vacuum-sealed filter housing
- Paper or polyester insert
- Can be combined with vacuum safety valve



OTHER VARIANTS AND ACCESSORIES

- Without pedestal under the silencers, with rubber buffers on the enclosure cover
- Vacuum/pressure connection G1½ instead G2
- Short or long silencers
- Increased corrosion protection
- External suction filter
- Sound proof box SH 18¹⁾



Sound proof box SH 18

¹⁾ See separate data sheet

- Dimensions in inch – For other dimensions, see the figure on page 2.
- Possible combinations on request



MAKE IT BECKER.