

DATA SHEET

SV 700/2

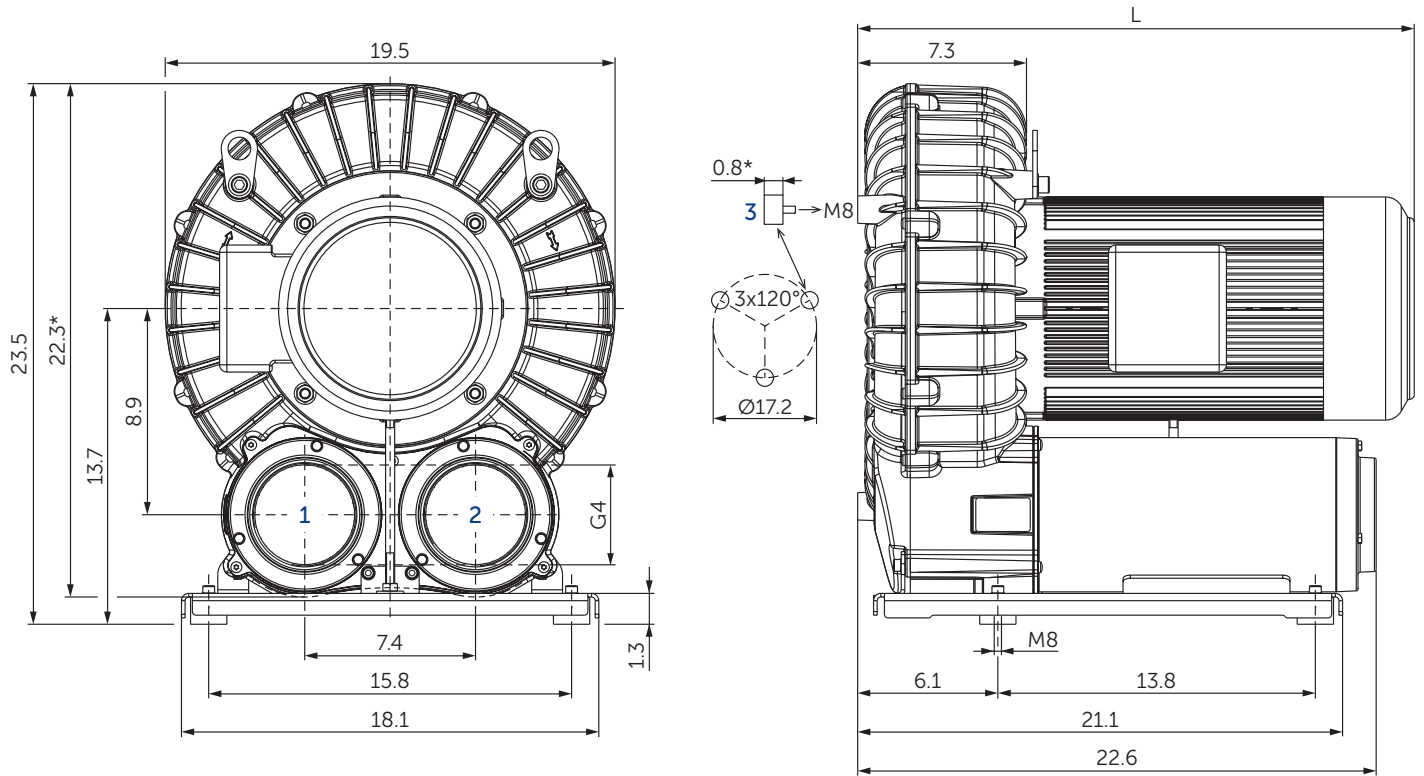
SIDE CHANNEL VACUUM PUMPS

double stage

air-cooled

MAKE IT BECKER.





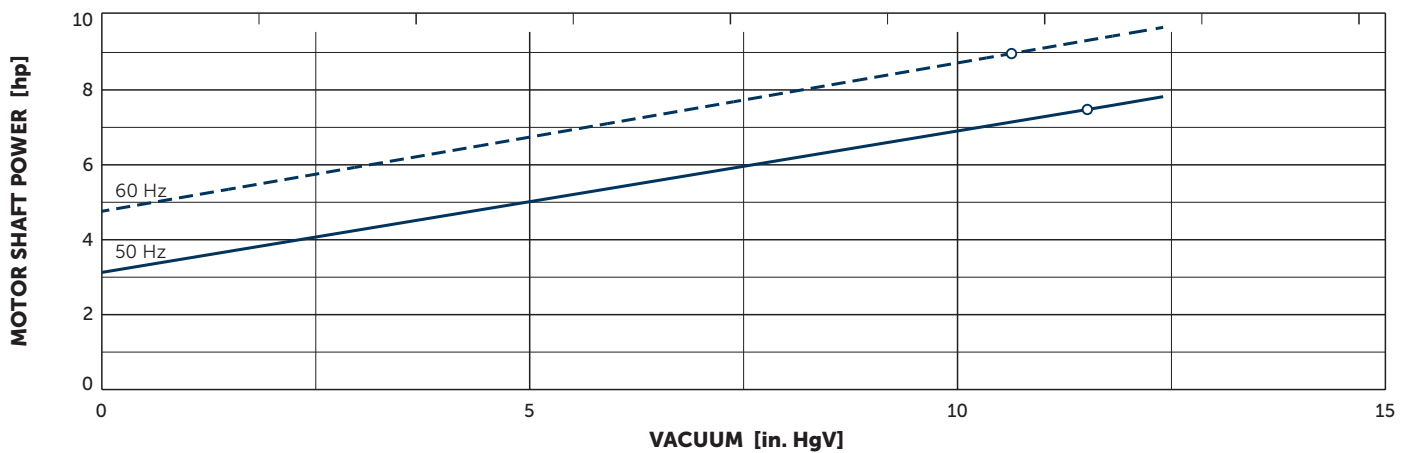
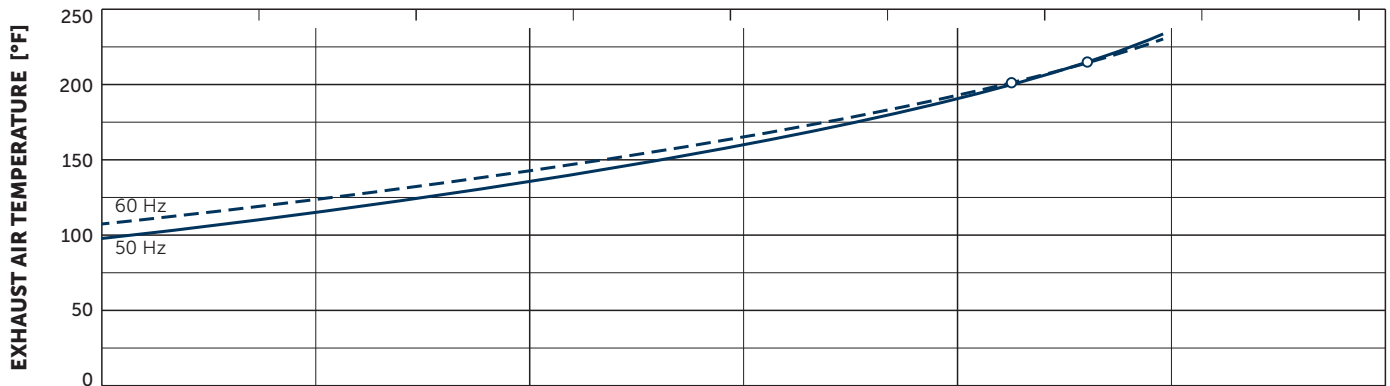
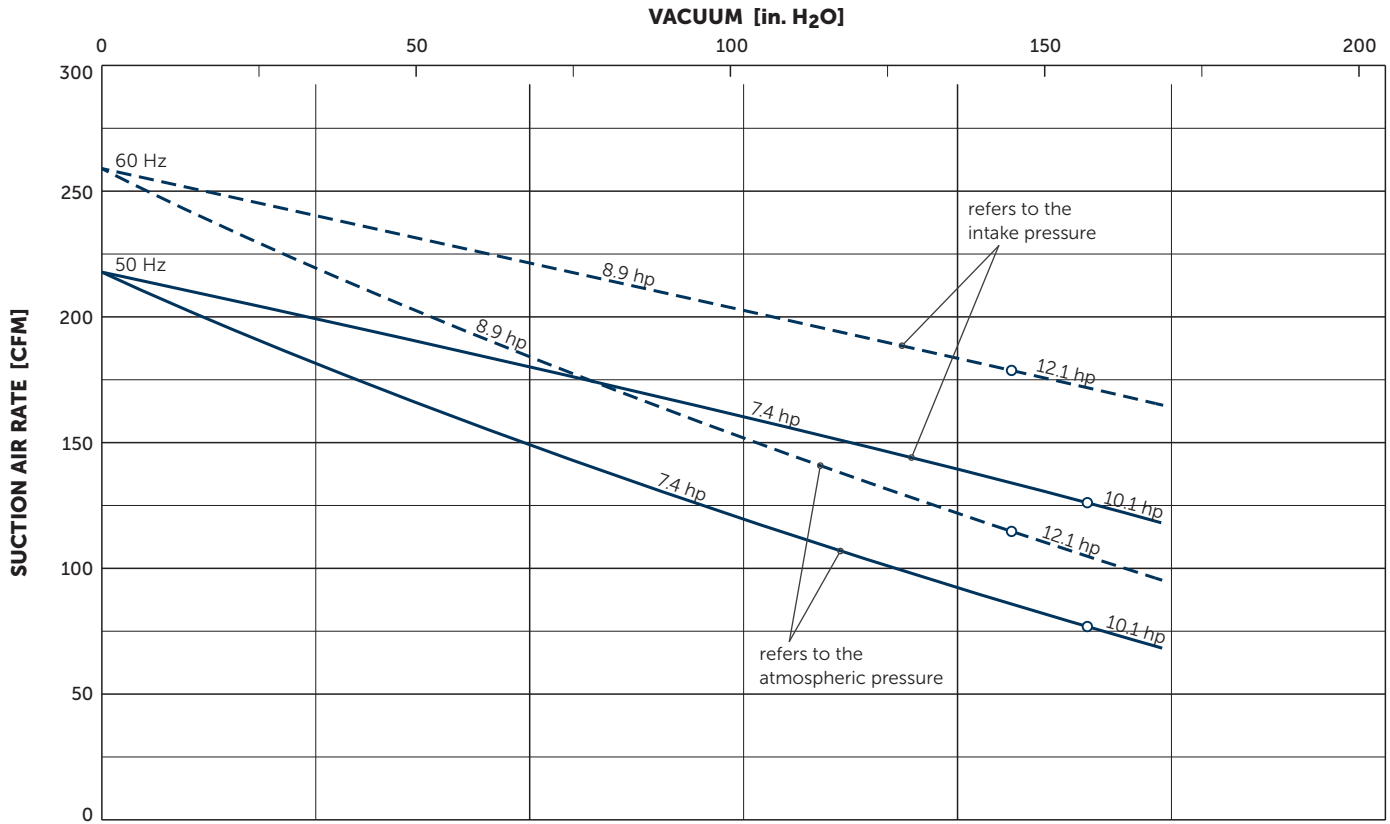
- 1 Vacuum connection (G4)
- 2 Pressure connection (G4)
- 3 Rubber buffer position (optional)
- * Device dimensions without pedestal under the silencer, with rubber buffers on the enclosure cover
- The motor illustration may vary
- Dimensions in inch

Suction air rate		Vacuum				Motors		Emission sound pressure level ¹⁾		Weight with motor	L
CFM		in. H ₂ O		in. HgV		hp		dB(A)		lbs	inch
50 Hz	60 Hz	50 Hz	60 Hz	50 Hz	60 Hz	50 Hz	60 Hz	50 Hz	60 Hz		
217	258	156.8	144.7	11.5	10.6	7.4	8.9	70 (104.5 in. H ₂ O)	74 (96.4 in. H ₂ O)	196.2	22.2
217	258	168.8	168.8	12.4	12.4	10.1	12.1	72 (112.5 in. H ₂ O)	76 (112.5 in. H ₂ O)	247.0	24.2

¹⁾ According to DIN EN ISO 11203, accuracy class of measurement: class 2, extended measurement uncertainty: 3 dB
39.4 inch distance, at medium load, both connection sides piped

3~ Motors												
#	50 Hz					60 Hz					Version	
	hp	V		rpm	A	hp	V		rpm	A		
01	7.4	Δ400/Y690	IE3	2930	11.9/6.9	8.9	Δ460		IE3	3520	11.5	UL • CSA IP55 • ISO F • bimetal
						7.4	Δ400/Y690		IE3	3520	10.2/5.9	
02						8.9	Δ230/Y400		IE3	3496	20.6/11.9	UL • CSA • CC IP55 • ISO F • bimetal
							Δ265/Y460		IE3	3528	19.9/11.5	
							Δ208			3470	22.5	
03	7.4	Δ200/Y350	IE3	2935	26.9/15.4	8.9	Δ220/Y380-400		IE3	3530	24.0/13.9-14.3	IP55 • ISO F • bimetal
							Δ200/Y350		IE3	3500	24.7/14.1	
04						8.9	Δ400/Y690		IE3	3520	13.2/7.65	UL • CSA IP55 • ISO F • bimetal
05	10.1	Δ400	IE3	2910	13.5	12.1	Δ460		IE3	3500	13.9	UL • CSA IP55 • ISO F • bimetal
							Δ400			3450	16.1	
06						12.1	YY230/Y460		IE3	3505	27.8/13.9	UL • CSA IP55 • ISO F • bimetal
							YY208			3475	30.7	
07	10.1	Δ200/Y350	IE3	2920	27.0/15.6	12.1	Δ220/Y380-400		IE3	3500	29.1/16.8	IP55 • ISO F • bimetal
							Δ200/Y350			3465	31.7/18.3	

• Current consumption and rotation speed may vary. Tolerance in each case -1.5/+2%

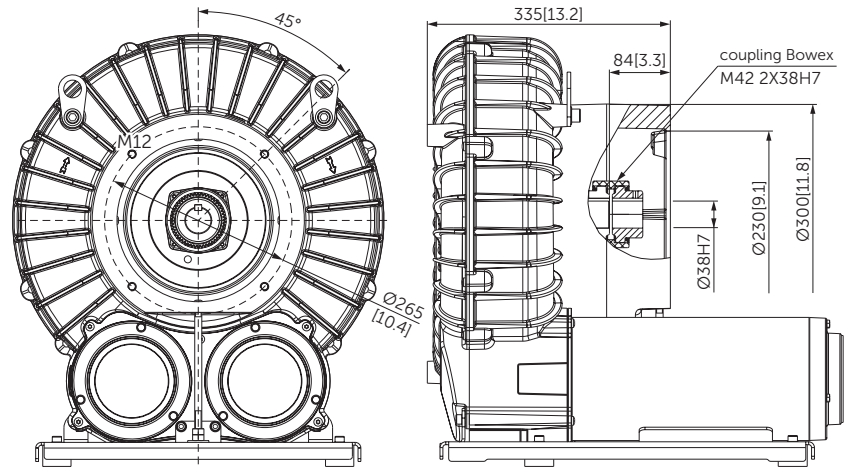


Reference data (atmosphere): 0 in. HgV, 68°F; Tolerance: ±10%
 Temperature: Ambient air 14°F ... 104°F, Inlet air 32°F ... 104°F

+ VARIANTS AND ACCESSORIES

WITHOUT MOTOR

- With coupling for flange motor
- Standard DIN EN 50347
- Flange size FF265
- Shaft end $\varnothing \approx 1.5 \times 3.2$ inch
- Max. size BG160
- The motor must be supported!



ACCESSORIES

- External suction filter
- External vacuum safety valve
- With increased corrosion protection



Example for an external suction filter

- Dimensions in inch – For other dimensions, see the figure on page 2.
- Possible combinations on request



MAKE IT BECKER.