

BETRIEBSANLEITUNG  
OPERATING INSTRUCTIONS  
INSTRUCTIONS DE SERVICE  
ISTRUZIONI D'USO  
HANDLEIDING  
INSTRUCCIONES PARA EL MANEJO  
MANUAL DE INSTRUÇÕES  
NAUDOJIMOSI INSTRUKCIJA  
KASUTUSJUHEND  
LIETOŠANAS INSTRUKCIJA  
DRIFTSINSTRUKS  
DRIFTSINSTRUKTIONER  
DRIFTSVEJLEDNING  
INSTRUKCJA OBSŁUGI

KEZELÉSI ÚTMUTATÓ  
NÁVOD K OBSLUZE  
NAVODILO ZA UPORABO  
NÁVOD NA OBSLUHU  
UPUTE ZA RAD  
MANUAL DE OPERATII  
TREORACHA OIBRIÚCHÁIN  
ΟΔΗΓΙΕΣ ΧΡΗΣΗΣ  
EL KITABI  
ИНСТРУКЦИИ ЗА ЕКСПЛОАТАЦИЯ  
ИНСТРУКЦИЯ ПО ЕКСПЛОАТАЦИИ  
取扱説明書  
사용설명서  
使用说明书




# SV 700 SV 701

**MAKE IT BECKER.**

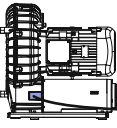



**update** LTD YOUR UNLIMITED PARTS SOURCE  
FOR PRINT FINISHING AND PACKAGING







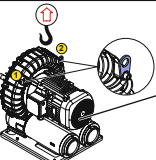


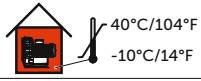
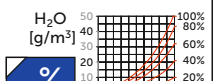
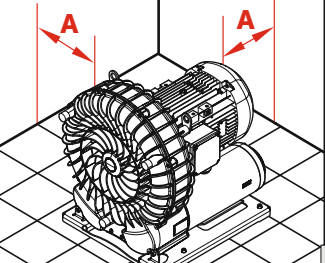
1

	
	<p>DIN EN ISO 11203 Accuracy Class 2 K<sub>pA</sub> = 3 dB(A) l ← 1m</p> <p>L<sub>pA</sub> = 72 dB(A) - 50Hz L<sub>pA</sub> = 76 dB(A) - 60Hz</p>


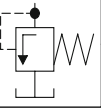

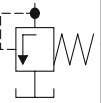



2

<p>static inst. ①-③</p>		<p>dynamic installation Gebr. BECKER</p>
		
<p> The pump must be securely mounted at the place of installation. Physical tension on the blower housing must be avoided.</p>		
		<p>90-135 kg 168-298 lbs</p>


3


	
<p>INLET AIR</p> <p>40°C/104°F 0°C/32°F</p>	<p>max. 90%</p>
<p>max. 800m</p> <p>A &gt; 100mm A &gt; 4"</p>	


4

<p> <b>PRESSURE</b></p> 	<p>optional en option opcionale opcional</p>	<p> <b>VACUUM</b></p> 
	<p> <b>AIR</b></p> <p>&gt;100°C &gt;212°F</p>	


5

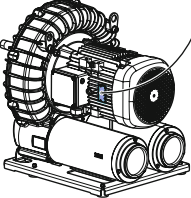






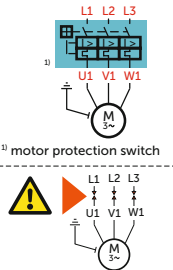
**Frequency > 60Hz**  
Please consult **BECKER**

	Mat. No. XXXXXXXX    ENXXXXX 3~Mot. XXXXXXXX    CE
<b>50 Hz</b>	<b>60 Hz</b>
230/400 V 50/60 Hz 230/400 V 50/60 Hz 230/400 V 50/60 Hz	230/400 V 50/60 Hz 230/400 V 50/60 Hz 230/400 V 50/60 Hz

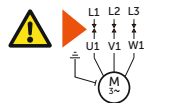



6

**GENERAL**




<sup>1)</sup> motor protection switch ✔



**ADDITIONAL**   $\geq 5.5 \text{ kW}$


**RECOMMENDATION**


**A**



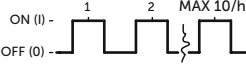
Softstart

**B**

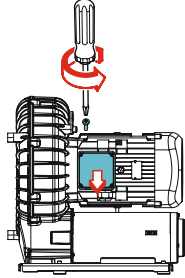


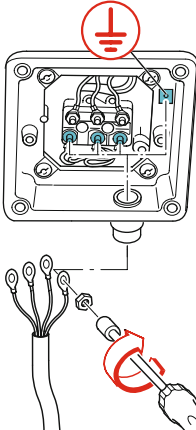
**OPTIONAL**  PTC

ON (I) - 1 2 MAX 10/h


OFF (0) - 


7

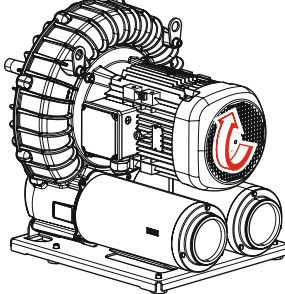




8










9

**PRESSURE**




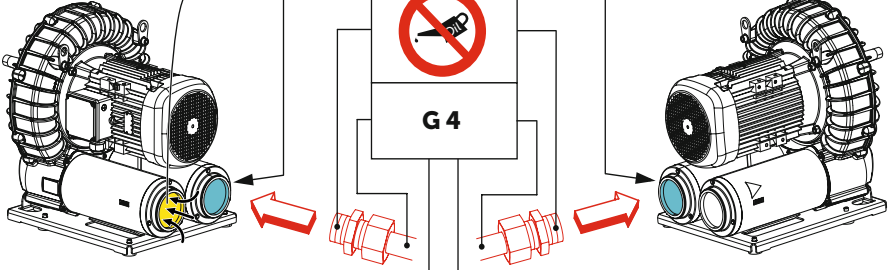




**G 4**




**VACUUM**




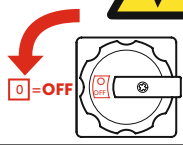






10

**Maintenance**






11

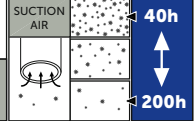
**n=0min<sup>-1</sup>**

2-3 Min



12

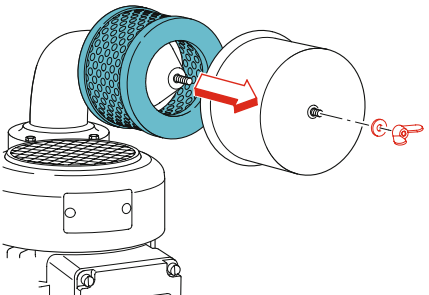
**CLEANING INTERVAL**



**40h**  
↑↓  
**200h**

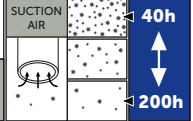
**SUCTION AIR**

**PRESSURE**  
optional  
en option  
optionale  
opcional



13

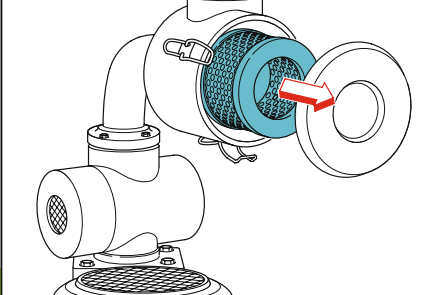
**CLEANING INTERVAL**



**40h**  
↑↓  
**200h**



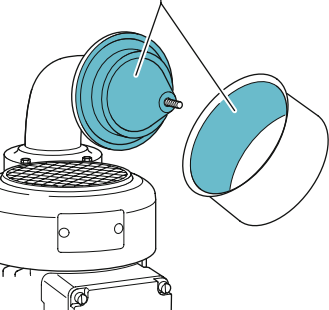
**SUCTION AIR**

**VACUUM**  
optional  
en option  
optionale  
opcional




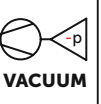
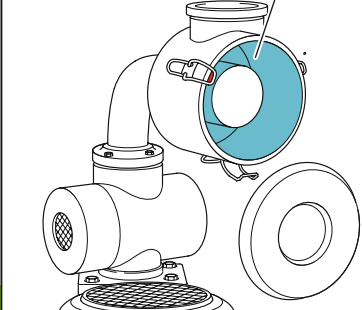
14

**PRESSURE**

15

**VACUUM**

16

1.	EN149 - FFP3 42 CFR 84 - N100	
2.		

17


18

www.becker-international.com

19

WWW.BECKER-INTERNATIONAL-SHOP.COM

Gebr. Becker GmbH  
Hoelker Feld 29-31  
42279 WUPPERTAL  
GERMANY  
info@becker-international.com  
www.becker-international.com



28100060600 | 2020-07-23 | All rights reserved

**MAKE IT BECKER.**

**update** LTD YOUR UNLIMITED PARTS SOURCE  
FOR PRINT FINISHING AND PACKAGING

1.800.229.0009 | [www.updateitld.com](http://www.updateitld.com) | [sales@updateitld.com](mailto:sales@updateitld.com)

 **BECKER**  
[www.becker-international.com](http://www.becker-international.com)